May 2025

Wicomico County, MD

New Listings 110

-9.8% from Apr 2025: **122**

-5.2% from May 2024: **116**

YTD	2025	2024	+/-
	574	**563**	2.0%

5-year May average: **127**

New Pendings 115

4.5% from Apr 2025: **110**

-6.5% from May 2024: **123**

YTD	2025	2024	+/-
	452	**511**	-11.5%

5-year May average: **130**

Closed Sales 89

-3.3% from Apr 2025: **92**

1.1% from May 2024: **88**

YTD	2025	2024	+/-
	390	**412**	-5.3%

5-year May average: **105**

Median Sold Price $276,000

-9.4% from Apr 2025: **$304,500**

0.0% from May 2024: **$276,000**

YTD	2025	2024	+/-
	$285,000	**$265,000**	7.5%

5-year May average: **$249,298**

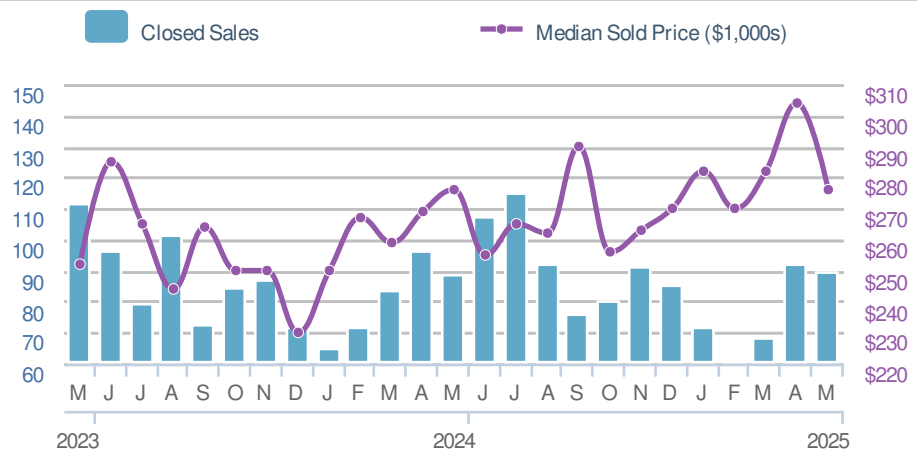

Active Listings 260

Apr 2025	May 2024
256	**185**

Avg DOM 49

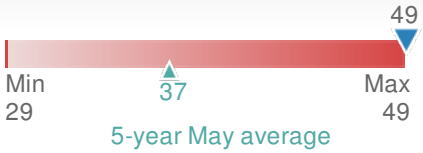

Apr 2025	May 2024	YTD
47	**34**	**49**

Avg Sold to OLP Ratio 95.2%

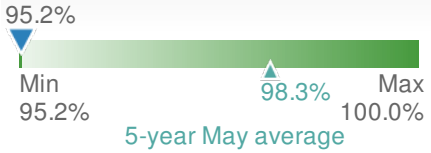

Apr 2025	May 2024	YTD
97.5%	**98.3%**	**96.4%**

Copyright © 2025 MarketStats by ShowingTime. All Rights Reserved.
Data Source: Bright MLS. Statistics calculated June 05, 2025.