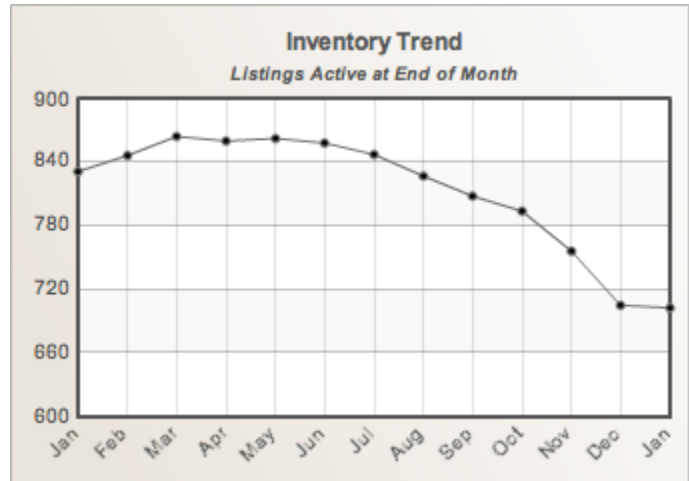


**Worcester  
Residential Market Report**

**HOUSING REPORT**  
Single Family Homes  
January 2010

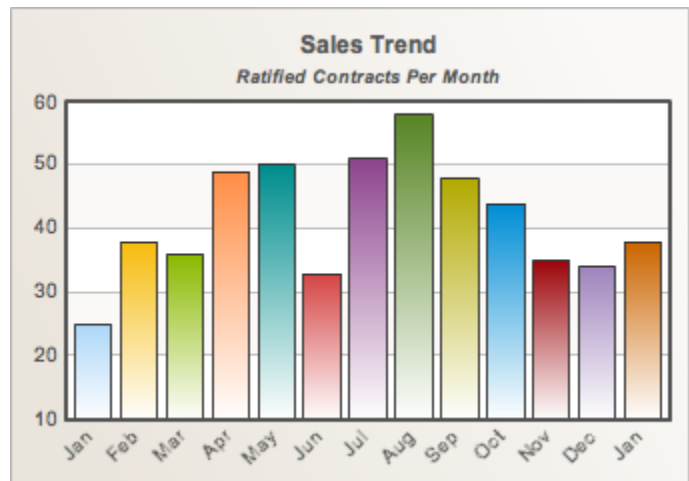
**Listings**

Price Range	New This Month			Total Actives		
	2010	2009	% Change	2010	2009	% Change
0 - 149,999	13	14	-7.1	61	79	-22.8
150,000 - 199,999	14	12	16.7	91	101	-9.9
200,000 - 299,999	24	33	-27.3	183	198	-7.6
300,000 - 399,999	16	15	6.7	110	147	-25.2
400,000 - 499,999	9	14	-35.7	79	94	-16.0
500,000 - 599,999	6	7	-14.3	45	63	-28.6
600,000 - 699,999	1	2	-50.0	28	37	-24.3
700,000 - 799,999	4	5	-20.0	21	18	16.7
800,000 - 899,999	2	1	100.0	12	18	-33.3
900,000 - 999,999	2	2	0.0	18	18	0.0
1,000,000 - 1,249,999	2	2	0.0	14	12	16.7
1,250,000 - 1,499,999	1	2	-50.0	11	18	-38.9
1,500,000 +	2	1	100.0	30	28	7.1
<b>Totals</b>	<b>96</b>	<b>110</b>	<b>-12.7</b>	<b>703</b>	<b>831</b>	<b>-15.4</b>



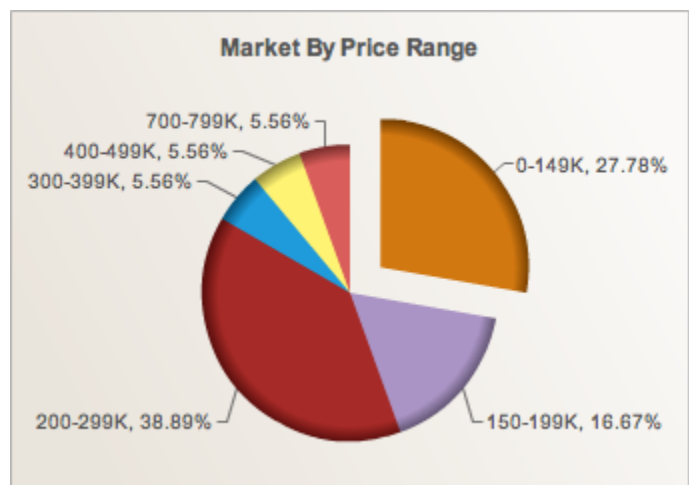
**Contracts**

Price Range	New This Month			Year To Date		
	2010	2009	% Change	2010	2009	% Change
0 - 149,999	12	1	1100.0	12	1	1100.0
150,000 - 199,999	4	3	33.3	4	3	33.3
200,000 - 299,999	8	9	-11.1	8	9	-11.1
300,000 - 399,999	5	4	25.0	5	4	25.0
400,000 - 499,999	3	1	200.0	3	1	200.0
500,000 - 599,999	2	3	-33.3	2	3	-33.3
600,000 - 699,999	0	1	-100.0	0	1	-100.0
700,000 - 799,999	1	3	-66.7	1	3	-66.7
800,000 - 899,999	0	0	N/A	0	0	N/A
900,000 - 999,999	0	0	N/A	0	0	N/A
1,000,000 - 1,249,999	1	0	N/A	1	0	N/A
1,250,000 - 1,499,999	1	0	N/A	1	0	N/A
1,500,000 +	1	0	N/A	1	0	N/A
<b>Totals</b>	<b>38</b>	<b>25</b>	<b>52.0</b>	<b>38</b>	<b>25</b>	<b>52.0</b>



**Settlements**

Price Range	New This Month			Year To Date		
	2010	2009	% Change	2010	2009	% Change
0 - 149,999	5	2	150.0	5	2	150.0
150,000 - 199,999	3	2	50.0	3	2	50.0
200,000 - 299,999	7	8	-12.5	7	8	-12.5
300,000 - 399,999	1	2	-50.0	1	2	-50.0
400,000 - 499,999	1	0	N/A	1	0	N/A
500,000 - 599,999	0	2	-100.0	0	2	-100.0
600,000 - 699,999	0	0	N/A	0	0	N/A
700,000 - 799,999	1	0	N/A	1	0	N/A
800,000 - 899,999	0	0	N/A	0	0	N/A
900,000 - 999,999	0	0	N/A	0	0	N/A
1,000,000 - 1,249,999	0	0	N/A	0	0	N/A
1,250,000 - 1,499,999	0	0	N/A	0	0	N/A
1,500,000 +	0	0	N/A	0	0	N/A
<b>Totals</b>	<b>18</b>	<b>16</b>	<b>12.5</b>	<b>18</b>	<b>16</b>	<b>12.5</b>



NOTES: Properties not listed through Coastal Association of REALTORS® are not reflected. The term "sales" represents ratified purchase contracts. Current year information is preliminary and subject to revision. Current year-to-date contract information may not equal the sum of the monthly contract totals reported.

Copyright © 2010 by Coastal Association of REALTORS®

	For 01/2010	Average	Median
Days on Market		98	72
List Price		\$242,083	\$221,200
Sales Price		\$226,261	\$203,250
Sell Price/List Price		92.68%	95.09%