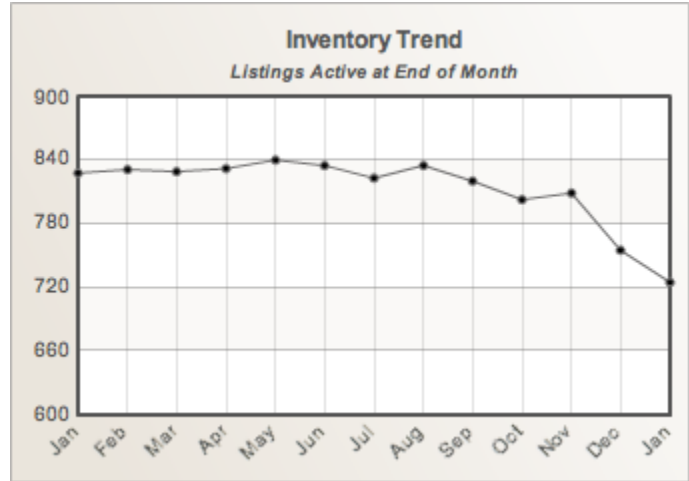


**Wicomico
Residential Market Report**

HOUSING REPORT
Single Family Homes
January 2010

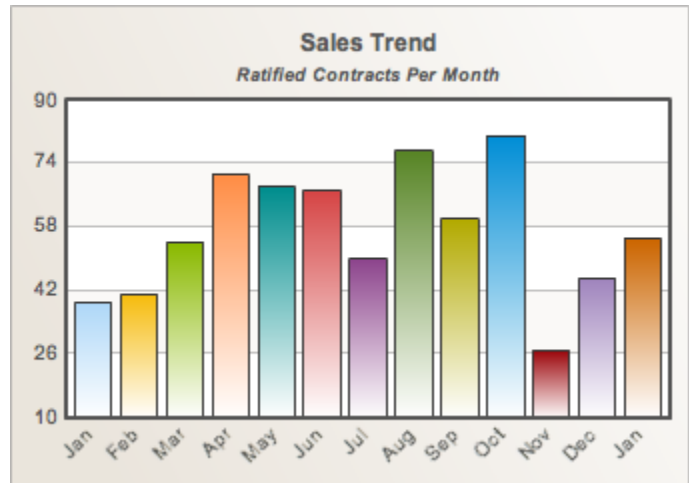
Listings

Price Range	New This Month			Total Actives		
	2010	2009	% Change	2010	2009	% Change
0 - 149,999	40	32	25.0	223	208	7.2
150,000 - 199,999	31	35	-11.4	177	200	-11.5
200,000 - 299,999	28	26	7.7	192	231	-16.9
300,000 - 399,999	6	10	-40.0	64	96	-33.3
400,000 - 499,999	2	7	-71.4	26	40	-35.0
500,000 - 599,999	0	0	N/A	13	20	-35.0
600,000 - 699,999	2	1	100.0	9	6	50.0
700,000 - 799,999	1	2	-50.0	5	6	-16.7
800,000 - 899,999	0	0	N/A	3	2	50.0
900,000 - 999,999	0	2	-100.0	4	8	-50.0
1,000,000 - 1,249,999	0	0	N/A	2	2	0.0
1,250,000 - 1,499,999	0	0	N/A	3	2	50.0
1,500,000 +	1	2	-50.0	4	7	-42.9
Totals	111	117	-5.1	725	828	-12.4



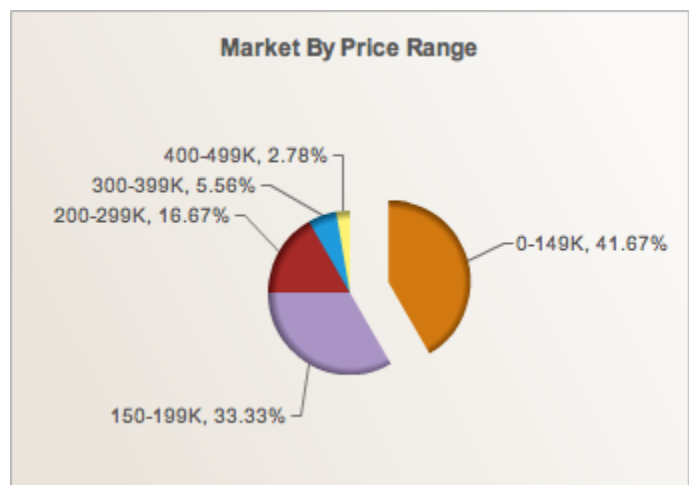
Contracts

Price Range	New This Month			Year To Date		
	2010	2009	% Change	2010	2009	% Change
0 - 149,999	22	8	175.0	22	8	175.0
150,000 - 199,999	19	12	58.3	19	12	58.3
200,000 - 299,999	11	14	-21.4	11	14	-21.4
300,000 - 399,999	3	5	-40.0	3	5	-40.0
400,000 - 499,999	0	0	N/A	0	0	N/A
500,000 - 599,999	0	0	N/A	0	0	N/A
600,000 - 699,999	0	0	N/A	0	0	N/A
700,000 - 799,999	0	0	N/A	0	0	N/A
800,000 - 899,999	0	0	N/A	0	0	N/A
900,000 - 999,999	0	0	N/A	0	0	N/A
1,000,000 - 1,249,999	0	0	N/A	0	0	N/A
1,250,000 - 1,499,999	0	0	N/A	0	0	N/A
1,500,000 +	0	0	N/A	0	0	N/A
Totals	55	39	41.0	55	39	41.0



Settlements

Price Range	New This Month			Year To Date		
	2010	2009	% Change	2010	2009	% Change
0 - 149,999	15	11	36.4	15	11	36.4
150,000 - 199,999	12	6	100.0	12	6	100.0
200,000 - 299,999	6	6	0.0	6	6	0.0
300,000 - 399,999	2	5	-60.0	2	5	-60.0
400,000 - 499,999	1	0	N/A	1	0	N/A
500,000 - 599,999	0	0	N/A	0	0	N/A
600,000 - 699,999	0	0	N/A	0	0	N/A
700,000 - 799,999	0	0	N/A	0	0	N/A
800,000 - 899,999	0	0	N/A	0	0	N/A
900,000 - 999,999	0	0	N/A	0	0	N/A
1,000,000 - 1,249,999	0	0	N/A	0	0	N/A
1,250,000 - 1,499,999	0	0	N/A	0	0	N/A
1,500,000 +	0	0	N/A	0	0	N/A
Totals	36	28	28.6	36	28	28.6



NOTES: Properties not listed through Coastal Association of REALTORS® are not reflected. The term "sales" represents ratified purchase contracts. Current year information is preliminary and subject to revision. Current year-to-date contract information may not equal the sum of the monthly contract totals reported.

Copyright © 2010 by Coastal Association of REALTORS®

For 01/2010	Average	Median
Days on Market	104	84
List Price	\$171,817	\$167,900
Sales Price	\$162,939	\$162,500
Sell Price/List Price	93.88%	94.85%