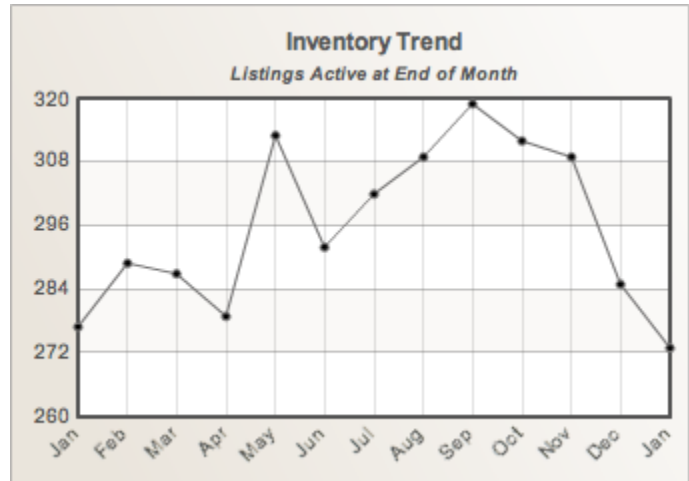


**Somerset
Residential Market Report**

HOUSING REPORT
Single Family Homes
January 2010

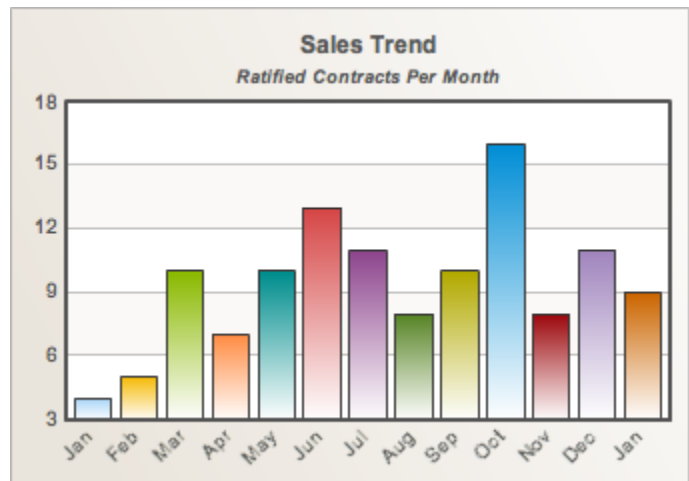
Listings

Price Range	New This Month			Total Actives		
	2010	2009	% Change	2010	2009	% Change
0 - 149,999	11	12	-8.3	123	129	-4.7
150,000 - 199,999	6	5	20.0	65	57	14.0
200,000 - 299,999	6	5	20.0	41	49	-16.3
300,000 - 399,999	0	2	-100.0	17	17	0.0
400,000 - 499,999	0	0	N/A	9	7	28.6
500,000 - 599,999	0	0	N/A	6	3	100.0
600,000 - 699,999	0	1	-100.0	3	4	-25.0
700,000 - 799,999	0	0	N/A	1	0	N/A
800,000 - 899,999	0	0	N/A	3	3	0.0
900,000 - 999,999	0	0	N/A	1	2	-50.0
1,000,000 - 1,249,999	0	0	N/A	0	1	-100.0
1,250,000 - 1,499,999	0	0	N/A	1	1	0.0
1,500,000 +	0	0	N/A	3	4	-25.0
Totals	23	25	-8.0	273	277	-1.4



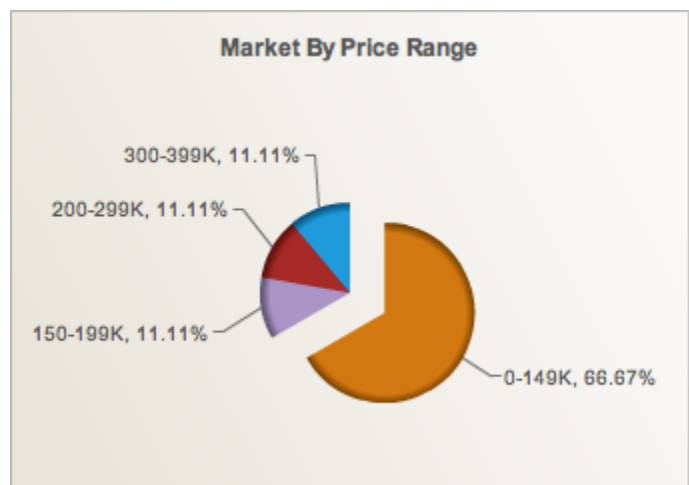
Contracts

Price Range	New This Month			Year To Date		
	2010	2009	% Change	2010	2009	% Change
0 - 149,999	8	3	166.7	8	3	166.7
150,000 - 199,999	1	1	0.0	1	1	0.0
200,000 - 299,999	0	0	N/A	0	0	N/A
300,000 - 399,999	0	0	N/A	0	0	N/A
400,000 - 499,999	0	0	N/A	0	0	N/A
500,000 - 599,999	0	0	N/A	0	0	N/A
600,000 - 699,999	0	0	N/A	0	0	N/A
700,000 - 799,999	0	0	N/A	0	0	N/A
800,000 - 899,999	0	0	N/A	0	0	N/A
900,000 - 999,999	0	0	N/A	0	0	N/A
1,000,000 - 1,249,999	0	0	N/A	0	0	N/A
1,250,000 - 1,499,999	0	0	N/A	0	0	N/A
1,500,000 +	0	0	N/A	0	0	N/A
Totals	9	4	125.0	9	4	125.0



Settlements

Price Range	New This Month			Year To Date		
	2010	2009	% Change	2010	2009	% Change
0 - 149,999	6	2	200.0	6	2	200.0
150,000 - 199,999	1	1	0.0	1	1	0.0
200,000 - 299,999	1	0	N/A	1	0	N/A
300,000 - 399,999	1	0	N/A	1	0	N/A
400,000 - 499,999	0	0	N/A	0	0	N/A
500,000 - 599,999	0	0	N/A	0	0	N/A
600,000 - 699,999	0	0	N/A	0	0	N/A
700,000 - 799,999	0	0	N/A	0	0	N/A
800,000 - 899,999	0	0	N/A	0	0	N/A
900,000 - 999,999	0	0	N/A	0	0	N/A
1,000,000 - 1,249,999	0	0	N/A	0	0	N/A
1,250,000 - 1,499,999	0	0	N/A	0	0	N/A
1,500,000 +	0	0	N/A	0	0	N/A
Totals	9	3	200.0	9	3	200.0



NOTES: Properties not listed through Coastal Association of REALTORS® are not reflected. The term "sales" represents ratified purchase contracts. Current year information is preliminary and subject to revision. Current year-to-date contract information may not equal the sum of the monthly contract totals reported.

Copyright © 2010 by Coastal Association of REALTORS®

For 01/2010	Average	Median
Days on Market	283	82
List Price	\$139,122	\$94,800
Sales Price	\$128,111	\$82,000
Sell Price/List Price	93.1%	92.5%