

Somerset County Residential Market Report

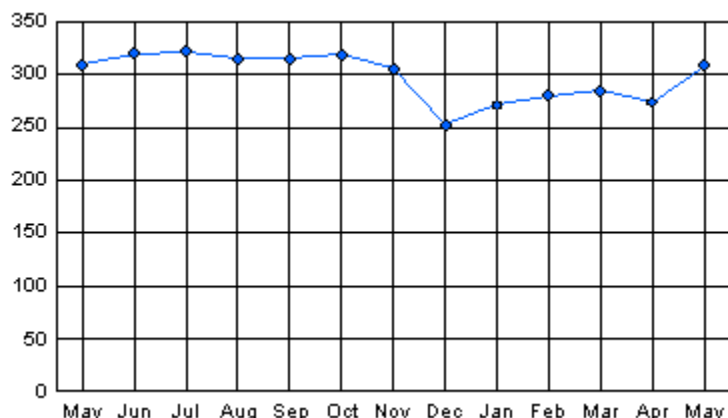
HOUSING REPORT Single Family Homes May 2009

Listings

Price Range	New This Month			Total Actives		
	2009	2008	% Change	2009	2008	% Change
0 - 149,999	15	8	87.5	127	110	15.5
150,000 - 199,999	11	10	10.0	71	71	0.0
200,000 - 299,999	13	11	18.2	59	58	1.7
300,000 - 399,999	4	2	100.0	20	28	-28.6
400,000 - 499,999	0	2	-100.0	8	15	-46.7
500,000 - 599,999	2	1	100.0	5	10	-50.0
600,000 - 699,999	0	0	N/A	5	3	66.7
700,000 - 799,999	1	0	N/A	3	2	50.0
800,000 - 899,999	0	1	-100.0	2	3	-33.3
900,000 - 999,999	0	0	N/A	2	1	100.0
1,000,000 - 1,249,999	0	0	N/A	0	2	-100.0
1,250,000 - 1,499,999	1	0	N/A	4	1	300.0
1,500,000 +	1	0	N/A	3	6	-50.0
Totals	48	35	37.1	309	310	-0.3

Inventory Trend

Listings Active at End of Month

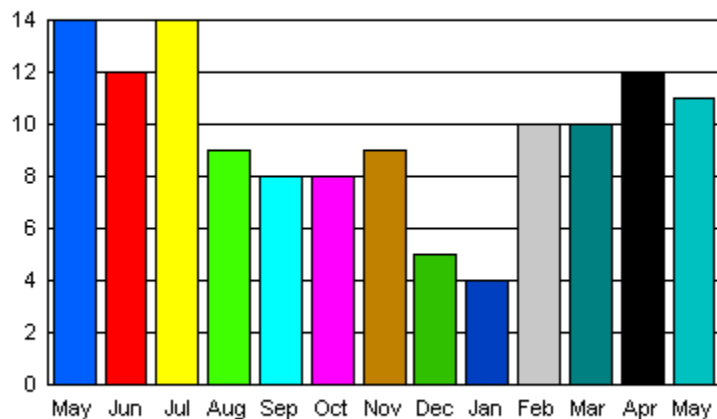


Contracts

Price Range	New This Month			Year To Date		
	2009	2008	% Change	2009	2008	% Change
0 - 149,999	7	8	-12.5	22	36	-38.9
150,000 - 199,999	4	2	100.0	10	9	11.1
200,000 - 299,999	0	2	-100.0	4	8	-50.0
300,000 - 399,999	0	1	-100.0	2	3	-33.3
400,000 - 499,999	0	0	N/A	2	1	100.0
500,000 - 599,999	0	1	-100.0	0	1	-100.0
600,000 - 699,999	0	0	N/A	0	0	N/A
700,000 - 799,999	0	0	N/A	0	0	N/A
800,000 - 899,999	0	0	N/A	0	0	N/A
900,000 - 999,999	0	0	N/A	0	0	N/A
1,000,000 - 1,249,999	0	0	N/A	0	0	N/A
1,250,000 - 1,499,999	0	0	N/A	0	0	N/A
1,500,000 +	0	0	N/A	0	0	N/A
Totals	11	14	-21.0	40	58	-31.0

Sales Trend

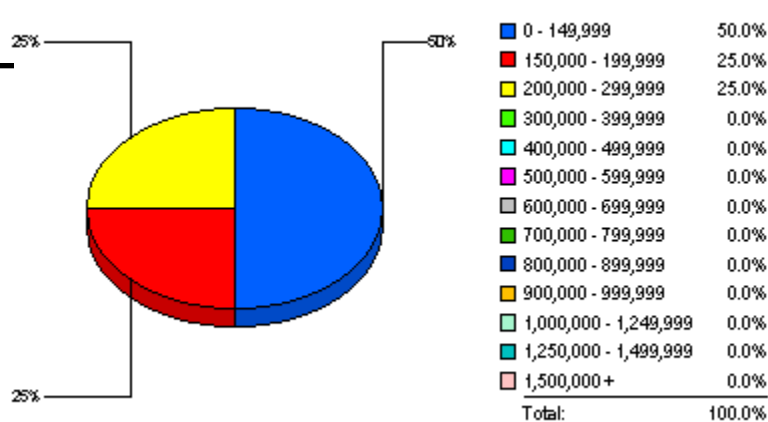
Ratified Contracts Per Month



Settlements

Price Range	New This Month			Year To Date		
	2009	2008	% Change	2009	2008	% Change
0 - 149,999	2	3	-33.3	11	21	-47.6
150,000 - 199,999	1	0	N/A	5	8	-37.5
200,000 - 299,999	1	1	0.0	4	4	0.0
300,000 - 399,999	0	0	N/A	1	3	-66.7
400,000 - 499,999	0	0	N/A	2	0	N/A
500,000 - 599,999	0	0	N/A	0	0	N/A
600,000 - 699,999	0	0	N/A	0	0	N/A
700,000 - 799,999	0	0	N/A	0	0	N/A
800,000 - 899,999	0	0	N/A	0	0	N/A
900,000 - 999,999	0	0	N/A	0	0	N/A
1,000,000 - 1,249,999	0	0	N/A	0	0	N/A
1,250,000 - 1,499,999	0	0	N/A	0	0	N/A
1,500,000 +	0	0	N/A	0	0	N/A
Totals	4	4	0.0	23	36	-36.1

Market By Price Range



DATA SOURCE: Automated Regional Information Systems, Inc. (ARIS)

NOTES: Properties not listed through this Multiple Listing Service are not reflected. The term "sales" represents ratified purchase contracts. Current year information is preliminary and subject to revision. Current year-to-date contract information may not equal the sum of the monthly contract totals reported.

For 5/2009	Average	Median
Days on Market	270	290
List Price	\$184,450	\$154,000
Sales Price	\$178,700	\$152,450
Sell Price/List Price	96.88%	98.99%